



**Select Entry Systems**  
A Division of Select Engineered Systems



# Access Control Solutions

# CAT SERIES





# “Controlled Access Technology” CAT SERIES ACCESS CONTROL (CAT 2 - CAT 4 - CAT 10)

## DESCRIPTION

The CAT series (Controlled Access Technology) is a full featured access control system. The CAT is priced competitively at all levels of its capacity from 50 up to 2,700 phone numbers to meet your target budget and the scalability of the CAT allows for future expansion even after installation making it one of the most flexible systems in the market today. With optional expansion conversion kits this system has the ability to control up to 16 doors and 255 relay points for control of elevators, HVAC, lights and/or other facility control applications that require activation or monitoring. The CAT Series has built in Multi-level surge suppression (proper grounding required) and it's capacity can be upgraded remotely (without changing chips). When used with the intuitive optional “SELCOM Secured” software it can be easily programmed and monitored via modem or by the IP NIC2 card option. This software has made the CAT series compatible with the latest Windows 32/64 bit versions. The series also offers the unique optional feature of **CATCOMRF** Wireless for special applications. Ideal for medium sized apartments, condos, office buildings, gated communities, small gated home sites and assisted living facilities. The CAT series display is very clear, even in bright sunlight and comes with a **Backlit Blue Keypad** for easy night time use which can scroll both forward and backward. The CAT features the new **SES HY-Lock®** ultra-vandal resistant lock assembly that firmly secures the front door using a 1/4 - 20 threaded spindle with a tubular key.

## FEATURES

- ◆ The **CAT 2** provides a single name, backlit LCD display with character size 5/16” (8 mm) high.
- ◆ The **CAT 4** backlit LCD display provides four names at a time. The CAT4 character size is 3/8” (10 mm) high.
- ◆ The **CAT 10** provides a ten name, backlit LCD transfective display. The CAT 10 character size is 1/2” (12.27 mm) high. The first two lines of the main LCD screen are user programmable.
- ◆ The CAT 2, CAT 4 and CAT 10 will control two entrances, without options. (two relays)
- ◆ Clock calendar, 16 time schedules, 16 access levels and 16 access groups.
- ◆ 2 Wiegand card reader inputs (ready to add readers and cards or transmitters and receivers), Option for up to 4 readers.
- ◆ RS485 expansion port (add up to 12 additional readers and 255 relays)
- ◆ Maximum phone number capacity is 2,700 and maximum card (transmitter) capacity is 16,200 (each with a name attached).
- ◆ Database stores 6 credentials per resident code, programmable PIN lengths (1 to 6 digits)
- ◆ REX (request to exit) Alarm shunt and door sense input.

## OPTIONS (see Table 1)

- ◆ **CATCOMRF** wireless data connection for expansion.
- ◆ **NIC2**, network interface card provides a TCP/IP interface for network programming.
- ◆ **OPTK4DR** is a plug-on module for expanding the CAT series from 2 readers to 4 readers internally.
- ◆ **CATDR4** is a remote 4 door module that attaches to a CAT system to expand it's capability up to 16 entrances depending on CAT configuration.
- ◆ **CATRLY8** is a elevator / aux. relay module that contains 8 relays and can be programmed for elevator control, light or HVAC control. Up to 32 CATRLY8 can be connected to a CAT system.
- ◆ RS232 or current loop serial communications: Serial I/O (**OPTKSERIAL**).
- ◆ RS485 expansion conversion kit (**CATRS485CONVKIT**)
- ◆ MUI (Multi Unit Interface) Allows up to 8 CAT's to share a single telephone line (**OPTKMUI**).
- ◆ Card Readers and RF Receivers / Transmitters with or without HID Proximity
- ◆ **SWBIP** is a 5 GHz Wireless Ethernet Communication Bridge kit that adds wireless Voice, Video and Data to a CAT System.

## APPLICATIONS

- ◆ Residential gated communities
- ◆ Commercial office buildings.
- ◆ Apartment buildings / Condominiums / Townhouses.
- ◆ Retirement homes / Convalescent homes.



**CAT 10 HF**



**CAT 4 HF**



**CAT 2 HF**



## CAT SERIES EXPANSION MODULES

(CATDR4 and CATRLY8)

Contact us for Card Reader options for your CAT Series Access Control System



CAT SYSTEM

Plug the optional NIC2 card to your CAT System for TCP/IP Network connection capabilities (software installation required).



Model# OPTNIC2



CATDR4  
3 MAXIMUM PER  
CAT SYSTEM



CATRLY8  
32 MAXIMUM PER  
CAT SYSTEM

### DESCRIPTION

The **CATDR4** works with any CAT or CAT Card system and provides four (4) weigand inputs for card reader, keypads or long range proximity. It includes all of the necessary relays to control up to four (4) entrances. The CATDR4 is controlled by the CAT system and is connected via RS485. Up to 3 CATDR4's maximum may be added to a single CAT unit and the last module can be 4,000 feet away.

### DESCRIPTION

The **CATRL8** works with any CAT or CAT Card system and provides eight (8) relays for controlling elevator, HVAC system, lights and similar applications. The CATRLY8 is controlled by the CAT system and is connected via RS485. Up to 32 CATRLY8 expansion modules may be added to any CAT providing a total of up to 255 relays.

### GENERAL FEATURES / SPECIFICATIONS CATDR4 and CATRLY8

- ◆ The **CATDR4** provides door sense input, REX (request to exit) input, door shunt output and door release output for each of the 4 entrances.
- ◆ The **CATDR4** and **CATRLY8** can be programmed via the CAT using the latest Selcom Secured Software.
- ◆ **Power Input:** 16.5 VAC, 20 or 40 VA UL listed transformer (provided with unit).
- ◆ **Emergency Battery:** Optional 12V .7 AHR GEL CELL on constant charge (for control of line voltage variation).
- ◆ **Mounting:** Surface, flush or pedestal mount.
- ◆ **Shipping Weight:** Approx. 15 lbs.
- ◆ **Relay Output:** Form C dry contact 24V @ 3AMP.

- ◆ **Dimensions:** 11" W x 11" H x 3 1/2" D
- ◆ **Material Used:** 16 gauge steel. Weather resistant enclosure available, order part #OPTRSTWRH
- ◆ **Operating Environment:** Temp.: -20° to +60° C; (CATV temperature: 0° to 40° C)  
Relative humidity: 5% to 95% non-condensing.

### APPLICATIONS

- ◆ Residential gated communities or commercial use.
- ◆ Apartment buildings / Condominiums / Townhouses.
- ◆ Retirement homes / Convalescent homes.
- ◆ Hospitals / Office buildings.

**“Controlled Access Technology”  
CAT SERIES ACCESS CONTROL  
(CAT 2 - CAT 4 - CAT 10)**

**SPECIFICATIONS**

- ◆ **Dimensions:** 9 1/2" W x 13 1/2" H x 3 1/8" D  
semi flush mount: 14 5/8" W x 18 5/8" H
- ◆ **Material Used:** Housing- 12 ga. structural aluminum;  
Door- 16 ga. stainless steel
- ◆ **Finish:** Aluminum back box has a painted weather resistant finish.
- ◆ **Power Input:** 16.5 VAC, 20 or 40 VA UL listed transformer (provided with unit).
- ◆ **Modem:** 56K High-Speed Baud (Optional).
- ◆ **Emergency Battery:** 12V .7 AHR GEL CELL on constant charge (for control of line voltage variation and short term telephone support only, **optional**).
- ◆ **Telephone Line:** Standard voice grade RJ11C Jack.
- ◆ **Mounting:** Surface, flush or pedestal mount.
- ◆ **Memory Type:** Non-volatile.
- ◆ **Tone Detection:** Crystal controlled, capable of detecting short burst 50 mS DTMF tone.
- ◆ **Shipping Weight:** Approx. 13 lbs.
- ◆ **Operating Environment:** Temp.: -20°C to +60°C;  
(CAT temp.: 0° to 40° C) Relative humidity: 5% to 95% non-condensing.
- ◆ **Relay Output:** Form C dry contact 24V @ 3 AMP.
- ◆ **FCC Reg.:** #CPW74F63331MTE.
- ◆ **ARL LISTED** (UL Equivalent)

**CAPACITIES**

- ◆ Starting from 50 up to 2,700 phone numbers.
- ◆ Up to 2,700 PIN codes.
- ◆ Up to 16,200 cards each with a reference name.
- ◆ Up to 16 entrances, (2 entrances standard)
- ◆ Controls as many as 255 relays for elevator and auxiliary control when adding the CATRLY8 (relay expansion modules).
- ◆ 8 CAT units can be connected to one phone line using MUI's (one each) and all can be programmed remotely.
- ◆ 13,000 Event Log Buffer (before wrapping)
- ◆ 56K High-Speed Baud modem.
- ◆ Programming for the latest versions of Windows including Vista, 7 and 8 using optional SELCOM SECURED software.
- ◆ Code/Phone/Card capacities can be upgraded by the factory, through authorized dealers only.

**ACCESSORIES**

Weather Hood Lighted and Unlighted



Model# WHLT2 and WHT2

Semi-Flush Mount Ring



Model# FLR

Designer Door Frame



Model# OPTDF2

Pedestal Adapters



Model# PSTATAC

Stainless Back Box Sleeve



Model# TSL2

Heavy Duty Pedestals



Model#  
PST236 = 36"  
PST242 = 42"  
PST248 = 48"  
PST242P = 42" Podium  
PST242DS = 42"/ 72" Dual



Shown with Lighted Weather hood on Pedestal







Shown with Black Designer Door Frame and HID Reader

**“Controlled Access Technology”**  
**CAT SERIES ACCESS CONTROL**  
**(CAT 2 - CAT 4 - CAT 10)**

**TABLE 1 - CAT OPTIONS DETAILED**


Description / Features	Application	Electrical	Model #
<b>Four Reader Board:</b> four entrance card reader board	Replaces the CAT's standard 2 card reader interface board with four reader interface board	Powered by CAT	<b>OPTK4DR</b>
<b>CATCOMRFM/R</b> Master (Server) Based transceiver provides communications, CAT to expansion module (s). Replaces the RS485 wire. (up to 35 remotes (Clients))	Placed at the CAT it provides a wireless data link to expansion modules. Transmits at 2.4 GHz spread spectrum. Data only, NOT VOICE.	Powered by CAT	<b>CATCOMRFM (Server)</b>  <b>CATCOMRFR REMOTE (Client)</b>
<b>Door sense input and alarm shunt output relay:</b>	Senses entrance state, open or closed and shunts existing alarm contacts <or> camera control and alarm output <or> 3rd door control	Form C, 24V AC/DC @ 3 AMPS.	<b>OPTKRLYC</b>
<b>CCD Camera, color</b>	Color pin hole camera mounted inside of any CAT telephone entry processor	Transformer supplied	<b>OPTMINICOLORCAM</b>
<b>NIC2 Network Interface Card with serial port</b>	Network Interface Card that plugs into the CAT. This pc board allows connection to TCP/IP networks. <b>May require a network administrator to install software and IP address.</b>	Powered by CAT	<b>OPTNIC2</b>
<b>Handset Upgrade, 24", 36", 48" with Cradle</b>	Converts Hands Free to Handset (Factory install only)	24" 36" 48"	<b>OPTSH24</b> <b>OPTSH36</b> <b>OPTSH48</b>
<b>Serial I/O</b>	Used to connect a computer to any CAT via RS232 interface.	Powered by CAT	<b>OPTKSERIAL</b>
<b>Multi Unit Interface, MUI</b>	Allows up to 8 CAT's to share a single telephone line. <b>NOTE: ONE REQUIRED FOR EACH CAT PLACED ON A SINGLE LINE</b>	Powered by CAT	<b>OPTKMUI</b>
<b>Battery</b>	Provides a short term source of power Charging circuit is provided from CAT.	.8 AMP/HR	<b>B12V</b>
<b>CAT CURRENT LOOP COMMUNICATIONS LINK</b>	Plug in board for the CAT for computer to supply a current loop interface for long distance communications (up to 1000 feet)	Powered by CAT	<b>CATCOM</b>
<b>CARD READERS and RF RECEIVERS</b>	REFER TO : Cards / Readers RF Transmitters / Receivers	See Below	See Below
<b>RS485 conversion kit</b>	Conversion to RS485 is required to expand the CAT Series system capabilities using CAT DR4 and/or the CATRLY8	Powered by CAT	<b>CATRS485CONVKIT</b>
<b>5 GHz Wireless Bridge IP Kit</b>	Kit includes 2 Antennas, Gate Control Panel, House/Bldg. Control Panel. Voice, Video and Data. CAT System not included.	Powered by CAT	<b>SWBIP</b>

**CARD READERS**

			
<b>RHP1W</b>	<b>RHP3W</b>	<b>RHP4W</b>	<b>RHP10W</b>

HID Proximity readers, read ranges vary. Specifications can be found online at [www.selectses.com](http://www.selectses.com).

**RF TRANSMITTERS (Select Pass/Multi-Pass)**

				
<b>RTSPX1</b> <b>RTMPX1</b>	<b>RTSPX2</b> <b>RTMPX2</b>	<b>RTSPX4</b> <b>RTMPX4</b>	<b>RTSP1D</b> <b>RTMP1D</b>	<b>RTSP2D</b> <b>RTMP2D</b>

Works with industry standard 26-bit output receiver for keyless entry and optional HID Proximity.

**ORDERING INFORMATION**

Model	Phone Capacity	Card Capacity
CAT2HF50	50	300
CAT2HF125	125	750
CAT2HF250	250	1500
CAT2HF500	500	3,000
CAT2HF2700	2,700	16,200

Model	Phone Capacity	Card Capacity
CAT4HF50	50	300
CAT4HF125	125	750
CAT4HF250	250	1500
CAT4HF500	500	3,000
CAT4HF2700	2,700	16,200

Model	Phone Capacity	Card Capacity
CAT10HF50	50	300
CAT10HF125	125	750
CAT10HF250	250	1500
CAT10HF500	500	3,000
CAT10HF2700	2,700	12,000



## CAT CARD SERIES (CAT CARD 2 and CAT CARD 4)

### DESCRIPTION

The **CAT Card 2** and **CAT Card 4** Systems are full featured access control systems. These systems are available in 2 door (CAT Card 2) and 4 door (CAT Card 4) configurations and can be linked by using the **MUI** (Multi Unit Interface) Option. The systems can be expanded to control up to 16 doors and 255 relays point for control of elevators, HVAC, lights or other facility control points that require activation or monitoring (using optional CAT Card Reader expansion and Relay Expansion modules). The CAT Card systems can be interfaced with the CAT Series. The LCD and keypad mounted inside the unit housing allows easy programming or the units can be programmed via SELCOM if a phone line is connected or an optional Serial card plugged on to the unit.

### STANDARD FEATURES

- ◆ CAT CARD 2 provides 2 wiegand inputs.
- ◆ CAT CARD 4 provides 4 wiegand inputs.
- ◆ Display and keypad internal for doing service or updates.
- ◆ Two entrance control with 2 relays.
- ◆ RS485 expansion port for optional CATDR4 expansion module (up to 16 entrances) and/or CATRLY8 relay expansion module (elevator control).
- ◆ Database has 6 cards per control number for programming by department or group.
- ◆ 56k baud modem.
- ◆ 13,000 event log buffer, Clock calendar.
- ◆ Non-volatile memory.
- ◆ Card/Code expansion remotely.
- ◆ Programmable via modem.
- ◆ Built-in charging circuit for backup battery.
- ◆ REX (request to exit), alarm shunt and door sense input.
- ◆ 16 time zones, 16 access levels and 16 access groups with max card capacity of 16,200.
- ◆ 2 year limited warranty.
- ◆ Multi-level surge suppression for protection against power surges.
- ◆ Supports any standard wiegand device.



### CAT CARD

(readers not included)

### OPTIONS (see Table 1)

- ◆ **CATCOMRF** wireless data connection for expansion.
- ◆ **NIC2**, network interface card provides a TCP/IP interface for network programming.
- ◆ **OPTK4DR** is a plug-on module for expanding the CAT series from 2 readers to 4 readers internally.
- ◆ **CATDR4** is a remote 4 door module that attaches to a CAT system to expand it's capability up to 16 entrances depending on CAT configuration.
- ◆ **CATRLY8** is an elevator / aux. relay module that contains 8 relays and can be programmed for elevator control, light or HVAC control. Up to 32 CATRLY8's can be connected to a CAT system.
- ◆ RS232 or current loop serial communications: Serial I/O (**OPTKSERIAL90**).
- ◆ RS485 expansion conversion kit (**CATRS485CONVKIT**)
- ◆ MUI (Multi Unit Interface) Allows up to 8 CAT's to share a single telephone line (**OPTKMUI**).
- ◆ Card Readers and RF Receivers / Transmitters with or without HID Proximity
- ◆ **OPTRSTWRH**, weather resistant enclosure for CAT CARD 2 and CAT CARD 4.
- ◆ LRP - Long Range Proximity Readers and Cards.
- ◆ Select Pass / Multi-Pass RF Transmitters.
- ◆ Selcom Secured Programming Software

# CAT CARD SERIES

## (CAT CARD 2 and CAT CARD 4 )

### SPECIFICATIONS

#### CAT CARD 2 and CAT CARD 4

- ◆ **Dimensions:** 11" W x 11" H x 3 1/2" D
- ◆ **Material Used:** Housing 12 ga. Painted steel.
- ◆ **Power Input:** 16.5 VAC, 20 or 40 VA UL listed transformer (provided with unit).
- ◆ **Emergency Battery:** 12V .7 AHR GEL CELL on constant charge (for control of line voltage variation and short term telephone support only, **optional**).
- ◆ **Telephone Line:** Standard voice grade RJ11C Jack.
- ◆ **Mounting:** Surface.
- ◆ **Memory Type:** Non-volatile.
- ◆ **Shipping Weight:** Approx. 7 lbs.

### GENERAL

- ◆ **Operating Environment:** Temp.: -20°C to +60°C (CATV temp.: 0 to 40°C) Relative humidity: 5% to 95% non-condensing.
- ◆ **Relay Output:** Form C dry contact 24V @ 3AMP.
- ◆ **FCC Reg.:** #CPW74F63331MTE.
- ◆ **ARL LISTED** (UL Equivalent)

### ORDERING INFORMATION

Model	CARD Capacity
CAT4C3K	3,000
CAT4C4K	4,500
CAT4C6K	6,000
CAT4C12K	12,000
CAT4C16K	16,200

Model	CARD Capacity
CAT2C3K	3,000
CAT2C4K	4,500
CAT2C6K	6,000
CAT2C12K	12,000
CAT2C16K	16,200

### CAPACITIES

- ◆ Up to 16,200 cards each with a reference name.
- ◆ Up to 16 entrances, maximum.
- ◆ Controls as many as 255 relays for elevator and auxiliary control when adding the CATRLY8 (relay expansion modules).
- ◆ 16 time zones, 16 access levels and 16 access groups.
- ◆ (8) CAT CARDS can be connected to one phone line using MUI's (one each) and all can be programmed remotely.
- ◆ 13,000 Event Log Buffer (before wrapping)
- ◆ 56K baud modem.
- ◆ Programming for the latest versions of Windows including Vista, 7 and 8 using optional SELCOM SECURED software.
- ◆ Code / Phone / Card capacities can be upgraded remotely by the factory, through authorized dealers only.

### APPLICATIONS

- ◆ Residential gated communities or commercial use.
- ◆ Apartment buildings, Condominiums, Townhouses.
- ◆ Retirement homes / Convalescent homes.
- ◆ Hospitals, Office buildings. And Banks.





## **Select Entry Systems**

*A Division of Select Engineered Systems*

**7991 West 26th Ave.  
Hialeah, FL 33016**

**Call us: 305.823.5410  
Fax: 305.823.5215**

**Toll Free: 800.342.5737  
*Select...Don't Settle!***

**[www.selectses.com](http://www.selectses.com)**

